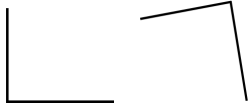
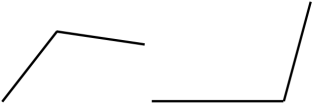
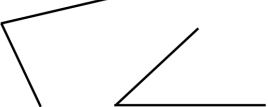
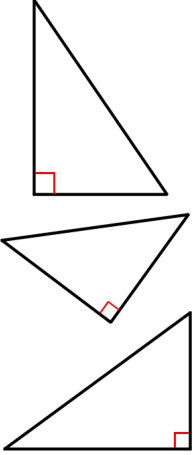
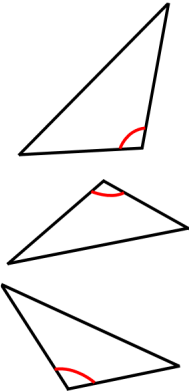
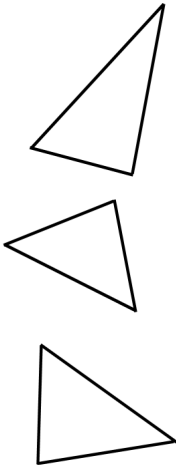



# Triangles

 <p>right angles (exactly <math>90^\circ</math>)</p>	 <p>obtuse angles (more than <math>90^\circ</math>, less than <math>180^\circ</math>)</p>	 <p>acute angles (less than <math>90^\circ</math>)</p>
 <p><b>Right triangles</b> have exactly one right angle.</p>	 <p><b>Obtuse triangles</b> have exactly one obtuse angle.</p>	 <p><b>Acute triangles</b> have three acute angles. In other words, ALL the angles are acute.</p>

- Draw a right *angle*. Then make it into a right *triangle* by drawing in the third side.
  - Draw another, different right triangle.
  - A right triangle has one right angle. Are the other two angles in a right triangle acute, right, or obtuse?



A right triangle has one right angle. The other two angles are \_\_\_\_\_.

2. a. Draw an obtuse angle.  
Then make it into an obtuse triangle by drawing in the third side.



- b. Draw another, different obtuse triangle.
- c. An obtuse triangle has one obtuse angle. Are the other two angles in a obtuse triangle acute, right, or obtuse?



**An obtuse triangle has one obtuse angle. The other two angles are \_\_\_\_\_.**

3. a. Draw an acute triangle.  
The side lengths can be any.

- b. Measure its angles.

They measure \_\_\_\_\_<sup>°</sup>,  
\_\_\_\_\_<sup>°</sup>, and \_\_\_\_\_<sup>°</sup>.



4. Observe all you have done thus far in this lesson, and fill in.

**Right triangles** have exactly 1 \_\_\_\_\_, \_\_\_\_\_,  
and the other two angles are \_\_\_\_\_.

**Obtuse triangles** have exactly 1 \_\_\_\_\_, \_\_\_\_\_,  
and the other two angles are \_\_\_\_\_.

**Acute triangles** have \_\_\_\_\_ angles.