
Contents

Foreword	6
Chapter 1: Addition Within 0-10	
Skills Review 1	7
Skills Review 2	8
Skills Review 3	9
Skills Review 4	10
Skills Review 5	11
Skills Review 6	12
Skills Review 7	13
Skills Review 8	14
Skills Review 9	15
Skills Review 10	16
Skills Review 11	17
Skills Review 12	18
Chapter 2: Subtraction Within 0-10	
Skills Review 13	19
Skills Review 14	20
Skills Review 15	21
Skills Review 16	22
Skills Review 17	23
Skills Review 18	24
Skills Review 19	25
Skills Review 20	26
Skills Review 21	27
Skills Review 22	28

Chapter 3: Place Value Within 0-100

Skills Review 23	29
Skills Review 24	30
Skills Review 25	31
Skills Review 26	32
Skills Review 27	33
Skills Review 28	34
Skills Review 29	35

Chapter 4: Addition and Subtraction Facts

Skills Review 30	36
Skills Review 31	37
Skills Review 32	38
Skills Review 33	39
Skills Review 34	40
Skills Review 35	41
Skills Review 36	42

Chapter 5: Time

Skills Review 37	43
Skills Review 38	44
Skills Review 39	45
Skills Review 40	46
Skills Review 41	47

Chapter 6: Shapes and Measuring

Skills Review 42	48
Skills Review 43	49
Skills Review 44	50
Skills Review 45	51
Skills Review 46	52
Skills Review 47	53
Skills Review 48	54
Skills Review 49	55
Skills Review 50	56
Skills Review 51	57

Chapter 7: Adding and Subtracting Within 0-100

Skills Review 52	58
Skills Review 53	59
Skills Review 54	60
Skills Review 55	61
Skills Review 56	62
Skills Review 57	63
Skills Review 58	64
Skills Review 59	65
Skills Review 60	66
Skills Review 61	67
Skills Review 62	68
Skills Review 63	69
Skills Review 64	70

Chapter 8: Coins

Skills Review 65	71
Skills Review 66	72
Skills Review 67	73
Skills Review 58	74
Skills Review 69	75
Skills Review 70	76

Printable Cut-out Shapes	77
---------------------------------------	-----------

Foreword

Math Mammoth Grade 1 Skills Review Workbook has been created to complement the lessons in the *Math Mammoth Grade 1* complete curriculum. It gives the students practice in reviewing what they have already studied, so the concepts and skills will become more established in their memory.

These review worksheets are designed to provide a spiral review of the concepts in the curriculum. This means that after a concept or skill has been studied in the main curriculum, it is then reviewed repeatedly over time in several different worksheets of this book.

This book is divided into chapters, according to the corresponding chapters in the *Math Mammoth Grade 1* curriculum. You can choose exactly when to use the worksheets within the chapter, and how many of them to use. Not all students need all of these worksheets to help them keep their math skills fresh, so please vary the amount of worksheets you assign your student(s) according to their need.

Each worksheet is designed to be one page, and includes a variety of exercises in a fun way without becoming too long and tedious.

The answer key is separate and included in the zip file download.

I wish you success in teaching math!

Maria Miller, the author

(This page intentionally left blank.)

Skills Review 46

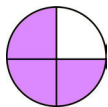


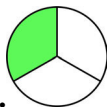
1. Look at the calendar and answer the questions.

October						
Su	Mo	Tu	We	Th	Fr	Sa
				1	2	3
4	5	6	7	8	9	10
11	12	13	14	15	16	17
18	19	20	21	22	23	24
25	26	27	28	29	30	31

a. What day of the week is October 20?

b. What date is the first Monday after October 22?

2. Write below each shape what part of it is shaded.

<p>a.</p> 	<p>b.</p> 	<p>c.</p> 	<p>d.</p> 
_____	_____	_____	_____
_____	_____	_____	_____

3. Write $<$, $>$ or $=$.

a. $50 + 40$ $100 - 10$ b. $60 - 20$ $20 + 10$ c. $80 - 30$ $60 + 10$

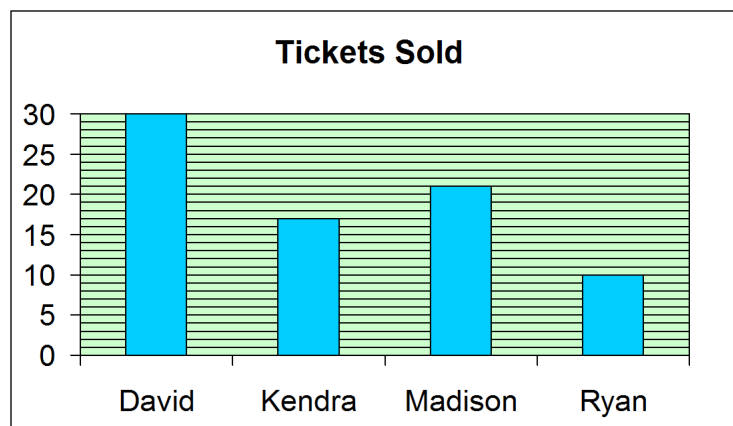
4. Circle AM or PM.

<p>a. I watch the sunset.</p> <p>AM PM</p>	<p>b. Breakfast smells yummy!</p> <p>AM PM</p>	<p>c. Daddy's home from work!</p> <p>AM PM</p>
---	---	---

5. Some children were selling tickets to a school play.

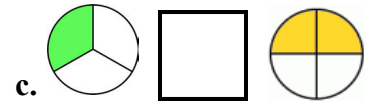
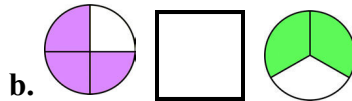
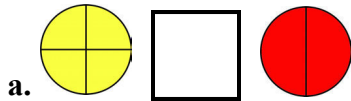
a. How many tickets did David and Madison sell altogether? _____

b. How many fewer tickets did Ryan sell than Kendra? _____




Skills Review 47

1. Write $<$, $>$ or $=$.



2. Continue the pattern on the grid.



3. Carlos has 60 baseball cards. Ricky has 40 baseball cards.
How many baseball cards do the two boys have in total?

4. The Hill family arrived at the beach at 8:30 am. They left two hours later. What time did they leave?

5. Compare the toys to the “measuring stick.” Mark the longer of the two.

a.		
b.		

Skills Review 48







1. How many hours pass?

- a. From 2:00 to 7:00 _____ hour(s) b. From 8:00 to 12:00 _____ hour(s)
 c. From 9:00 to 11:30 _____ hours(s) d. From 3:00 to 9:00 _____ hour(s)

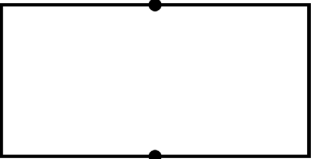
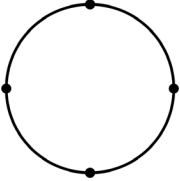
2. Add or subtract.

- a.
$$\begin{array}{r} 5 \\ + 5 \\ \hline \end{array}$$
 b.
$$\begin{array}{r} 7 \\ - 4 \\ \hline \end{array}$$
 c.
$$\begin{array}{r} 9 \\ + 0 \\ \hline \end{array}$$
 d.
$$\begin{array}{r} 8 \\ - 3 \\ \hline \end{array}$$
 e.
$$\begin{array}{r} 6 \\ + 2 \\ \hline \end{array}$$
 f.
$$\begin{array}{r} 4 \\ - 0 \\ \hline \end{array}$$

3. Order these things from lightest to heaviest by writing 1, 2, and 3 next to them.

<p>a. </p>		
<p>b. </p>		





4. Divide these shapes by drawing straight lines from dot to dot. Then color them as the instructions say.

<p>a. </p> <p>Color one half.</p>	<p>b. </p> <p>Color three fourths.</p>
--	---


5. Twenty monkeys were swinging on vines. Then, ten of the monkeys left to find some bananas. Later, four more monkeys left. How many monkeys were still swinging on vines?


Skills Review 49


- Four kittens were lying in the sun, three kittens were climbing a tree, and two kittens were hiding in Daddy's boot. How many kittens were there in total?
- Write the time using numbers.


 <p>a. _____ : _____</p>	 <p>b. _____ : _____</p>	 <p>c. _____ : _____</p>	 <p>d. _____ : _____</p>
---	---	--	---

- How many paperclips long are these insects?

a. 



b. 

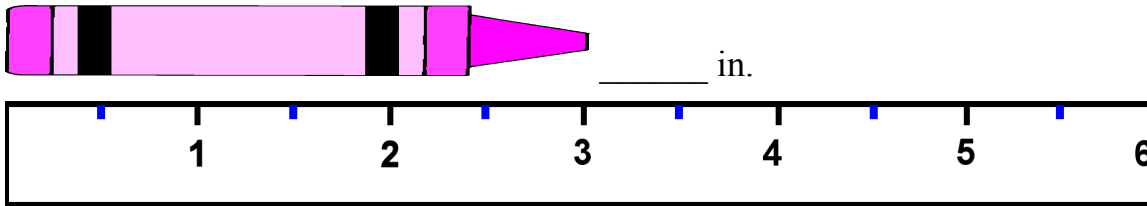
c. 

- Fill in the missing numbers.

a. $90 - \underline{\hspace{2cm}} = 60$	b. $\underline{\hspace{2cm}} - 20 = 50$	c. $80 + 20 = \underline{\hspace{2cm}}$
d. $\underline{\hspace{2cm}} + 40 = 80$	e. $30 + \underline{\hspace{2cm}} = 70$	f. $100 - 10 = \underline{\hspace{2cm}}$

Skills Review 50

1. How many inches long are these items?



2. Continue the skip-counting pattern.

53, 55, 57, _____, _____, _____, _____, _____

3. Solve. Compare the two problems and their results.

a.	b.	c.
$9 - 4 - 1 = \underline{\quad}$	$10 - 2 - 3 = \underline{\quad}$	$7 - 3 - 2 = \underline{\quad}$
$9 - 4 - 2 = \underline{\quad}$	$10 - 3 - 3 = \underline{\quad}$	$6 - 3 - 2 = \underline{\quad}$

4. Using a ruler, draw a line from dot to dot so that you divide the shape into two new shapes. How many sides do the new shapes have? How many corners?

<p>a. The new shapes have _____ sides, and _____ corners. They are _____</p>	
<p>b. The new shapes have _____ sides, and _____ corners. They are _____</p>	

Skills Review 51

1. Use a ruler and draw lines with these lengths:

a. 6 in.

b. 12 cm

2. Complete. Then draw lines to connect the facts from the same fact family.

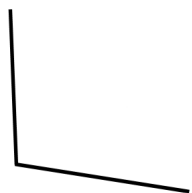
$$\begin{array}{l} \underline{\quad} - 8 = 2 \\ 3 + \underline{\quad} = 7 \\ 9 - \underline{\quad} = 5 \\ \underline{\quad} + 2 = 9 \\ 6 - 5 = \underline{\quad} \end{array}$$

$$\begin{array}{l} 7 - 4 = \underline{\quad} \\ \underline{\quad} + 1 = 6 \\ 10 - 2 = \underline{\quad} \\ 4 + \underline{\quad} = 9 \\ 9 - \underline{\quad} = 7 \end{array}$$


$$\begin{array}{l} 9 - 5 = \underline{\quad} \\ 4 + \underline{\quad} = 7 \\ 2 + 8 = \underline{\quad} \\ 9 - 7 = \underline{\quad} \\ 5 + 1 = \underline{\quad} \end{array}$$

3. Complete the drawings to make a...

a. ...pentagon.



b. ...hexagon.



4. Circle the event that takes a longer time.

a. Give the dog a bath.

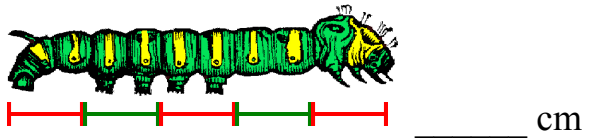
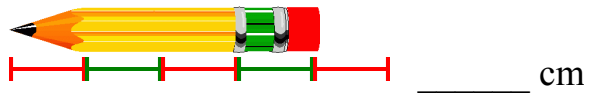
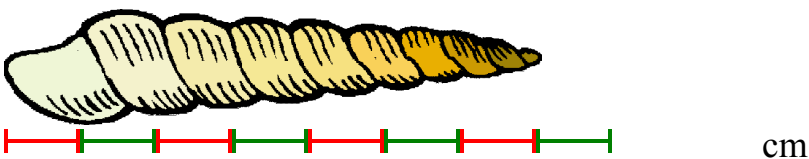
Read a poem.

b. Bake a cake.

Eat an ice cream cone.

Skills Review 52





1. How many centimeters long are these things?

<p>a.  _____ cm</p>	<p>b.  _____ cm</p>
<p>c.  _____ cm</p>	

2. Fill in either “AM” or “PM.”

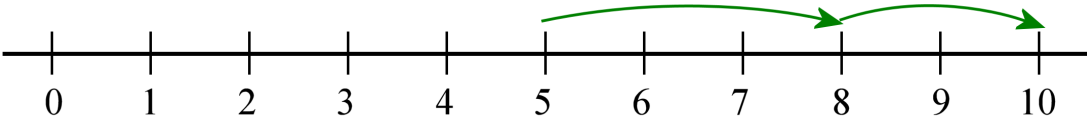

- | |
|---|
| a. The stars are shining. It's 1 _____. |
| b. Almost time to cook lunch. It's 10:30 _____. |
| c. Corey is eating breakfast. It's 8 _____. |
| d. It's really hot outside! It's 12 _____. |

3. Match the objects with their shape.

	box	
	cylinder	
	cube	
	ball	

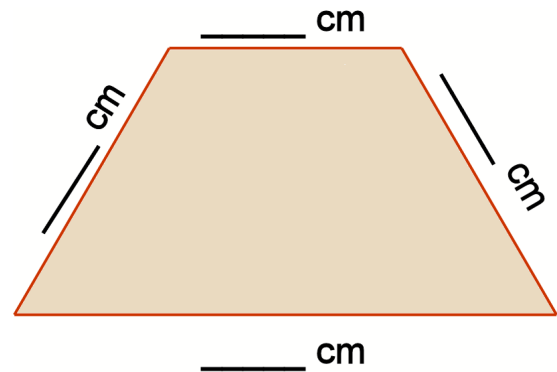
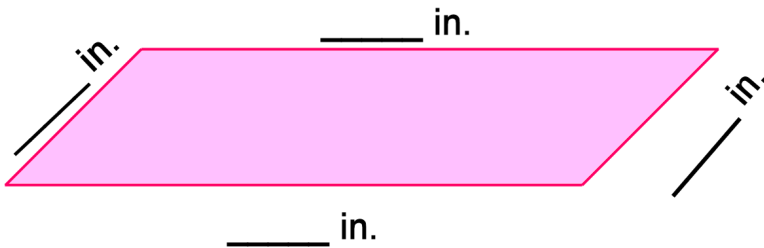
4. Vanessa needs 70 beads to make a necklace.
Right now, she has 30 beads. How many more
beads does she need?

5. Write the addition or subtraction that matches the number line jumps.


<p>a. _____ + _____ + _____ = _____</p>

<p>b. _____ - _____ - _____ = _____</p>

Skills Review 53

1. Measure the sides of the shapes and write their lengths.



2. Add. Compare the problems.

a.	b.	c.	d.
$7 + 2 = \underline{\quad}$	$2 + 6 = \underline{\quad}$	$3 + 7 = \underline{\quad}$	$1 + 5 = \underline{\quad}$
$47 + 2 = \underline{\quad}$	$12 + 6 = \underline{\quad}$	$63 + 7 = \underline{\quad}$	$31 + 5 = \underline{\quad}$
$97 + 2 = \underline{\quad}$	$52 + 6 = \underline{\quad}$	$93 + 7 = \underline{\quad}$	$71 + 5 = \underline{\quad}$

3. Write $<$, $>$ or $=$.

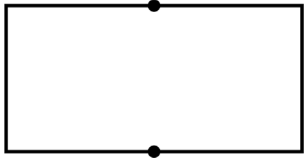
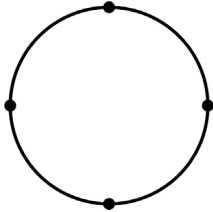

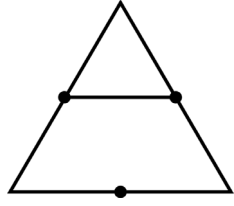
a. $8 + 0 + 1$ $10 - 1 - 1$

b. $9 - 2 - 4$ $2 + 1 + 3$

c. $6 + 3 + 1$ $4 + 3 + 3$

d. $0 + 7 + 1$ $9 - 0 - 2$

4. Divide these shapes by drawing straight lines from dot to dot. Then color them as the given amount. Color ...

<p>a. </p> <p>two halves</p>	<p>b. </p> <p>one fourth</p>	<p>c. </p> <p>three quarters</p>	<p>d. </p> <p>four fourths</p>
---	---	--	---

Skills Review 54

1. How many hours pass?

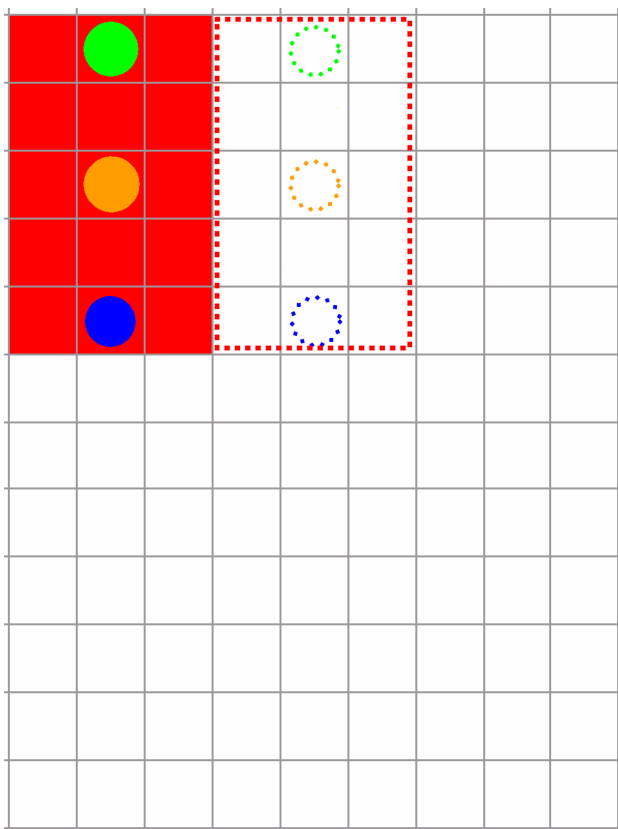
a. From 7:00 to 9:00 _____ hour(s)

b. From 11:00 to 12:00 _____ hour(s)


c. From 5:30 to 6:00 _____ hours(s)

d. From 6:00 to 10:00 _____ hour(s)

2. Continue the pattern.



3. Are these things in the shape of a *box* or a *cube*? Underline the right choice.



a.


box *or* cube



b.

box *or* cube

4. Are these things in the shape of a *cylinder* or a *ball*? Underline the right choice.



a.

cylinder *or* ball



b.

cylinder *or* ball

5. Write the numbers in the boxes. Add the ones in their own column.

<p>a. $14 + 2$</p> <table style="margin: auto;"> <thead> <tr> <th style="width: 20px;"></th> <th style="width: 20px;">tens</th> <th style="width: 20px;">ones</th> </tr> </thead> <tbody> <tr> <td style="text-align: center;">+</td> <td style="text-align: center;">↓</td> <td></td> </tr> <tr> <td colspan="3" style="border-top: 1px solid black;"></td> </tr> <tr> <td></td> <td></td> <td></td> </tr> </tbody> </table>		tens	ones	+	↓								<p>b. $53 + 5$</p> <table style="margin: auto;"> <thead> <tr> <th style="width: 20px;"></th> <th style="width: 20px;">tens</th> <th style="width: 20px;">ones</th> </tr> </thead> <tbody> <tr> <td style="text-align: center;">+</td> <td style="text-align: center;">↓</td> <td></td> </tr> <tr> <td colspan="3" style="border-top: 1px solid black;"></td> </tr> <tr> <td></td> <td></td> <td></td> </tr> </tbody> </table>		tens	ones	+	↓								<p>c. $81 + 3$</p> <table style="margin: auto;"> <thead> <tr> <th style="width: 20px;"></th> <th style="width: 20px;">tens</th> <th style="width: 20px;">ones</th> </tr> </thead> <tbody> <tr> <td style="text-align: center;">+</td> <td style="text-align: center;">↓</td> <td></td> </tr> <tr> <td colspan="3" style="border-top: 1px solid black;"></td> </tr> <tr> <td></td> <td></td> <td></td> </tr> </tbody> </table>		tens	ones	+	↓								<p>d. $72 + 6$</p> <table style="margin: auto;"> <thead> <tr> <th style="width: 20px;"></th> <th style="width: 20px;">tens</th> <th style="width: 20px;">ones</th> </tr> </thead> <tbody> <tr> <td style="text-align: center;">+</td> <td style="text-align: center;">↓</td> <td></td> </tr> <tr> <td colspan="3" style="border-top: 1px solid black;"></td> </tr> <tr> <td></td> <td></td> <td></td> </tr> </tbody> </table>		tens	ones	+	↓							
	tens	ones																																																	
+	↓																																																		
	tens	ones																																																	
+	↓																																																		
	tens	ones																																																	
+	↓																																																		
	tens	ones																																																	
+	↓																																																		