



## Math Mammoth End-of-the-Year Test - Grade 2

This test is quite long, so I do not recommend having the student do it in one sitting. Break it into parts and administer them either on consecutive days, or perhaps in the morning/evening/morning. Use your judgement.

This is to be used as a diagnostic test. Thus, you may even skip those areas and concepts that you already know for sure your student has mastered.

The test checks for all major concepts covered in *Math Mammoth Grade 2*. This test is evaluating the student's ability in the following content areas:

- basic addition and subtraction facts within 0-18
- three-digit numbers and place value
- regrouping in addition with two- and three-digit numbers
- regrouping in subtraction with two- and three-digit numbers, excluding regrouping two times
- addition and subtraction
- basic word problems
- measuring and drawing with a ruler, to the nearest centimetre
- names and usage of units for measuring length and weight
- names of basic shapes
- the concept of a fraction
- reading the clock to the nearest five minutes
- counting coins and banknotes
- the concept of multiplication

**Note:** Problems #1 and #2 are done orally and timed. Let the student see the problems. Read each problem aloud, and wait a maximum of 5 seconds for an answer. Mark the problem as right or wrong according to the student's (oral) answer. Mark it wrong if there is no answer. Then you can move on to the next problem.

You do not have to mention to the student that the problems are timed or that he/she will have 5 seconds per answer, because the idea here is not to create extra pressure by the fact it is timed, but simply to check if the student has the facts memorised (quick recall). You can say for example (vary as needed):

*"I will ask you some addition and subtraction questions. Try to answer them as quickly as possible. In each question, I will only wait a little bit for you to answer, and if you do not say anything, I will move on to the next problem. So just try your best to answer the questions as quickly as you can."*

In order to continue with *Math Mammoth Grade 3*, I recommend that the student score at least 80% on this test, and that the teacher or parent revise with him any content areas in which he is weak. Students scoring between 70% and 80% may also continue with grade 3, depending on the types of errors (careless errors or not remembering something, versus lack of understanding). The most important areas to master are topics related to addition and subtraction, word problems, and place value. Again, use your judgement.

## Grading

My suggestion for grading is below. The total is 134 points. A score of 107 points is 80%.

Question	Max. points	Student score
<b>Basic Addition and Subtraction Facts</b>		
1	16 points	
2	16 points	
3	6 points	
<i>subtotal</i>		/ 38
<b>Mental Addition and Subtraction with Two-Digit Numbers and Word Problems</b>		
4	1 point	
5	2 points	
6	3 points	
7	1 point	
8	3 points	
9	3 points	
10	6 points	
<i>subtotal</i>		/ 19
<b>Three-Digit Numbers</b>		
11	2 points	
12	2 points	
13	2 points	
14	6 points	
15	4 points	
<i>subtotal</i>		/ 16
<b>Regrouping in Addition and Subtraction, including Word Problems</b>		
16	3 points	
17	4 points	
18	2 points	
19	2 points	
20	2 points	
21	3 points	
<i>subtotal</i>		/ 16

Question	Max. points	Student score
<b>Clock</b>		
22	6 points	
23	5 points	
<i>subtotal</i>		/ 11
<b>Money</b>		
24	2 points	
25	2 points	
26	2 points	
<i>subtotal</i>		/ 6
<b>Geometry and Measuring</b>		
27	2 points	
28	4 points	
29	1 point	
30	4 points	
<i>subtotal</i>		/ 11
<b>Fractions</b>		
31	4 points	
32	6 points	
<i>subtotal</i>		/ 10
<b>Concept of Multiplication</b>		
33	2 points	
34	2 points	
35	3 points	
<i>subtotal</i>		/ 7
<b>TOTAL</b>		<b>/ 134</b>

# End-of-the-Year Test - Grade 2 International Version

## Basic Addition and Subtraction Facts

In problems 1 and 2, your teacher will read you the addition and subtraction questions. Try to answer them as quickly as possible. In each question, he/she will only wait a little while for you to answer, and if you do not say anything, your teacher will move on to the next problem. So just try your best to answer the questions as quickly as you can.

1. Add.

a.	b.	c.	d.
$6 + 7 = \underline{\quad}$	$7 + 4 = \underline{\quad}$	$8 + 8 = \underline{\quad}$	$9 + 5 = \underline{\quad}$
$9 + 9 = \underline{\quad}$	$5 + 8 = \underline{\quad}$	$6 + 6 = \underline{\quad}$	$7 + 7 = \underline{\quad}$
$5 + 6 = \underline{\quad}$	$3 + 9 = \underline{\quad}$	$2 + 9 = \underline{\quad}$	$8 + 6 = \underline{\quad}$
$8 + 7 = \underline{\quad}$	$5 + 7 = \underline{\quad}$	$4 + 8 = \underline{\quad}$	$8 + 9 = \underline{\quad}$

2. Subtract.

a.	b.	c.	d.
$12 - 3 = \underline{\quad}$	$11 - 3 = \underline{\quad}$	$14 - 5 = \underline{\quad}$	$13 - 4 = \underline{\quad}$
$15 - 7 = \underline{\quad}$	$12 - 8 = \underline{\quad}$	$12 - 4 = \underline{\quad}$	$15 - 6 = \underline{\quad}$
$13 - 6 = \underline{\quad}$	$14 - 6 = \underline{\quad}$	$18 - 9 = \underline{\quad}$	$12 - 6 = \underline{\quad}$
$11 - 7 = \underline{\quad}$	$16 - 8 = \underline{\quad}$	$16 - 7 = \underline{\quad}$	$14 - 7 = \underline{\quad}$

3. Fill in the missing numbers. The four problems form a fact family.

a.	b.	c.
$2 + \square = 11$	$\underline{\quad} + \underline{\quad} = 17$	$\underline{\quad} + \underline{\quad} = \underline{\quad}$
$\square + 2 = 11$	$\underline{\quad} + \underline{\quad} = 17$	$\underline{\quad} + \underline{\quad} = \underline{\quad}$
$11 - 2 = \square$	$17 - 8 = \underline{\quad}$	$12 - \underline{\quad} = 5$
$11 - \square = 2$	$17 - \underline{\quad} = \underline{\quad}$	$\underline{\quad} - \underline{\quad} = \underline{\quad}$

## Mental Addition and Subtraction with Two-Digit Numbers and Word Problems

4. What is the double of 35?
5. Mary picked 5 apples and Bill picked 9. The children shared all of their apples evenly. How many did each child get?
6. List the even numbers from 10 to 20.
7. Find the difference between 75 and 90.
8. Tim had saved \$16. Then Grandmother gave him \$10. Now how much more does he need in order to buy a game for \$32?

9. Find the missing numbers.

a.  $82 + \underline{\quad} = 90$

b.  $13 + \underline{\quad} = 21$

c.  $90 - \underline{\quad} = 83$

10. Calculate the answer in your mind.

a. $59 + 8 = \underline{\quad}$	b. $52 + 40 = \underline{\quad}$	c. $76 - 50 = \underline{\quad}$
$62 + 8 = \underline{\quad}$	$45 + 9 = \underline{\quad}$	$54 - 23 = \underline{\quad}$

## Three-Digit Numbers

11. Write with numbers.

a. 6 tens 2 hundreds 7 ones =  $\underline{\quad}$     b. 8 ones 9 hundreds =  $\underline{\quad}$

12. Skip-count by tens.

568, 578,  $\underline{\quad}$ ,  $\underline{\quad}$ ,  $\underline{\quad}$ ,  $\underline{\quad}$ ,  $\underline{\quad}$

13. Write the numbers in order from the smallest to the greatest.

a. 417, 714, 447	b. 89, 998, 809
------------------	-----------------

14. Calculate the answer in your mind.

a. $560 + 40 =$ _____ $560 + 400 =$ _____	b. $520 - 20 =$ _____ $520 - 200 =$ _____	c. $362 - 30 =$ _____ $362 - 300 =$ _____
--	--	--

15. Compare the expressions and write  $<$ ,  $>$  or  $=$ .

a.  $100 - 5 - 3$    $98 - 6$

b.  $40 + 8 + 200$    $20 + 800 + 4$

c.  $50 + 120$    $125$

d.  $\frac{1}{2}$  of 800   $399 + 5$

**Regrouping in Addition and Subtraction, including Word Problems**

16. Add.

a. 
$$\begin{array}{r} 35 \\ 36 \\ + 12 \\ \hline \end{array}$$

b. 
$$\begin{array}{r} 224 \\ + 458 \\ \hline \end{array}$$

c. 
$$\begin{array}{r} 438 \\ 17 \\ + 293 \\ \hline \end{array}$$

17. Subtract. Check by adding the result and what was subtracted.

<p>a. <math display="block">\begin{array}{r} 61 \\ - 37 \\ \hline \end{array}</math>      <math display="block">\underline{\hspace{2cm}}</math></p>	<p>b. <math display="block">\begin{array}{r} 970 \\ - 248 \\ \hline \end{array}</math>      <math display="block">\underline{\hspace{2cm}}</math></p>
---	---

18. Jennifer bought two vacuum cleaners for \$152 each.  
What was the total cost?

<hr/>		

19. A box contains 450 disks in all. There are 126 music CDs and the rest are DVDs. How many DVDs are in the box?

<hr/>		

20. The distance from Vince's home to his Grandmother's home is 218 kilometres. A round trip from his home to her home and back would be how many kilometres?

<hr/>		

21. Jane jogs every day. The track is in the shape of a rectangle. One of its sides is 150 metres and another side is 300 metres.




a. Mark the distances in the picture.

b. What is the distance when Jane jogs around the track once?



## Clock

22. Write the time with *hours:minutes*, and using “past” or “to”.

 <p><b>a.</b></p> <p>_____ : _____</p> <p>_____ past _____</p>	 <p><b>b.</b></p> <p>_____ : _____</p> <p>_____</p>	 <p><b>c.</b></p> <p>_____ : _____</p> <p>_____</p>
---	--	--

23. How much time passes? Fill in the table.

<b>from</b>	3:00	2:00	1 AM	11 AM	8 PM
<b>to</b>	3:05	2:30	8 AM	1 PM	midnight
<b>amount of time</b>					

## Money

24. How much money? Write the amount.

 <p><b>a.</b> \$ _____</p>	 <p><b>b.</b> \$ _____</p>
---	--

25. Find the change, if you buy a snack for \$3.35 and you pay with \$4.

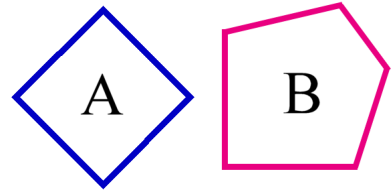
26. Brian bought a banana that cost 85c. He paid with \$1. What was his change?

## Geometry and Measuring

27. Name the shapes.

Shape A: \_\_\_\_\_

Shape B: \_\_\_\_\_



28. a. Join the dots in order (A-B-C-D) with straight lines. Use a ruler.



b. What shape is formed?



\_\_\_\_\_

c. Measure the sides of the shape to the nearest centimetre.

Side AB: about \_\_\_\_\_

Side BC: about \_\_\_\_\_

Side CD: about \_\_\_\_\_

Side DA: about \_\_\_\_\_

29. Measure this line to the nearest centimetre.

 about \_\_\_\_\_ cm

30. Which measuring unit or units could you use to find these amounts?





Centimetre (cm), metre (m), or kilometre (km)?

Distance	Unit(s)
how long my pencil is	
the distance from London to Wales	
the height of a wall	
the distance it is to the neighbour's house	



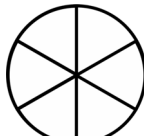
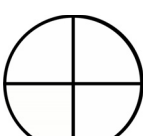

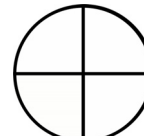


## Fractions

31. Divide these shapes. Colour the part you are asked to colour.

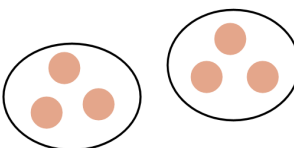

<p>a. </p> <p>Divide this into thirds. Colour <math>\frac{2}{3}</math>.</p>	<p>b. </p> <p>Divide this into halves. Colour <math>\frac{1}{2}</math>.</p>	<p>c. </p> <p>Divide this into halves. Colour <math>\frac{2}{2}</math>.</p>	<p>d. </p> <p>Divide this into fourths. Colour <math>\frac{3}{4}</math>.</p>
--	--	---	---

32. Colour in the given fraction. Compare and write  $<$ ,  $>$  or  $=$  between the fractions.

<p>a.  <math>\frac{1}{2}</math>       <math>\frac{2}{5}</math></p>	<p>b.  <math>\frac{4}{6}</math>       <math>\frac{3}{4}</math></p>	<p>c.  <math>\frac{2}{3}</math>       <math>\frac{2}{4}</math></p>
--	--	--

## The Concept of Multiplication

33. Write a multiplication sentence for each picture.

<p>a. </p> <p>a. _____ <math>\times</math> _____ = _____</p>	<p>b. </p> <p>b. _____ <math>\times</math> _____ = _____</p>
---	--

34. Write a multiplication for each addition, and solve.

<p>a. <math>5 + 5 + 5</math></p> <p>_____ <math>\times</math> _____ = _____</p>	<p>b. <math>4 + 4 + 4 + 4 + 4</math></p> <p>_____ <math>\times</math> _____ = _____</p>
---	---

35. Solve.

<p>a. <math>2 \times 5 =</math> _____</p>	<p>b. <math>3 \times 3 =</math> _____</p>	<p>c. <math>3 \times 10 =</math> _____</p>
---	---	--